

SS Series Mini Type & Standard Type

SS

SS Series (Mini type / Standard type)

Reference page

Power pack P17
Peripheral unit . . . P.25,26
Bit P34



SS-4000

SS-4000PS

Fit for accurate assembling! Shock absorption type driver.

Reduces shock when operating clutch of the driver, prevents effect of vibration or shock to the minimum. Most fir for all types of accurate parts assembling, such as hard disk, liquid crystal and high-density dashboards.

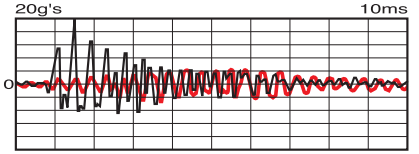
Shockwave comparison (SS-6500)

Shockwave type record analyzing device

Acceleration sensor

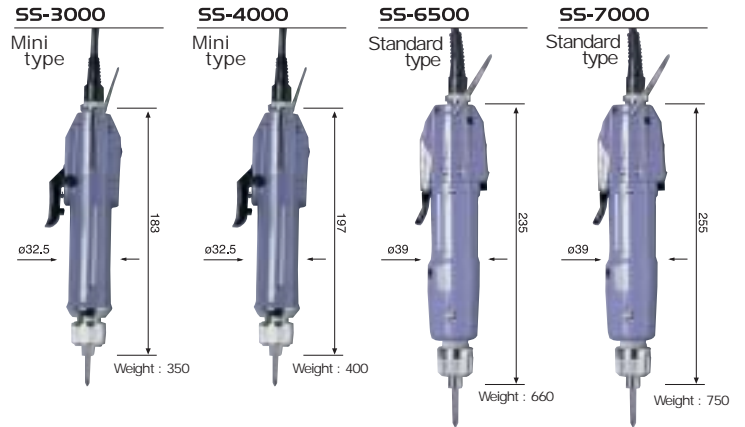
Red line : SS driver

Black line : customary product(company's product)




Lever Start Type

Lever Start Type



Push-to-Start Type

Push-to-Start Type



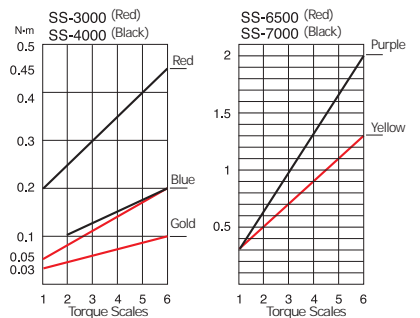
Unit : mm

SS Series Mini type / Standard type spec.


Specifications

Lever start type model		SS-3000	SS-4000	SS-6500	SS-7000
Push-to-start type model		SS-3000PS	SS-4000PS		
Output Torque range	N·m	0.03~0.2	0.1~0.45	0.25~1.3	0.3~2
	(kgf·cm)	(0.3~2)	(1~4.5)	(2.5~13)	(3~20)
Torque switching		Stepless adjustment	Stepless adjustment	Stepless adjustment	Stepless adjustment
Unloaded rotation R.P.M.	HI	1000	1000	900	750
	LOW	670	690	600	
Available fastening		Small screw	1.4~2.6	2.0~3.0	2.0~4.0
Screw standard		Tapping screw	1.0~1.7	1.4~2.3	2.0~4.0
Suiting bit		Hios H4	Hios H4 or 1/4HEX	Hios H5 or 1/4HEX	Hios H5 or 1/4HEX
Suiting power*		CLT-50	○	○	○
		CLT-65	○	○	○
		CLT-70	○	○	○
		CLT-100	○	○	○
		MC-70L	○	○	○
		○	○	○	○
U-element	Bit	(H4)	+ #0 (φ2.0×40mm)1piece + #0 (φ2.5×40mm)1piece	+ #0 (φ2.5×40mm)1piece + #1 (φ4.0×40mm)1piece	
		(H5)			+ #1 (φ5×60mm) 1piece + #2 (φ5×60mm) 1piece
		(1/4 HEX)		+ #1 (φ5×50mm) 1piece + #2 (φ5×50mm) 1piece - (φ5×50mm) 1piece	+ #1 (φ5×50mm) 1piece + #2 (φ5×50mm) 1piece - (φ5×50mm) 1piece
Carbon brush		1pair	1pair	1pair	1pair
Cord		5P 1.5m	5P 1.5m	5P 2m	5P 2m

View standard list of Torque output



* mark on suitable power shows possibility of use.



Suction type SSQ

Mini type **SSQ-3000** **SSQ-4000** Standard type **SSQ-6500** **SSQ-7000**

● The model matches with same form number driver in SS Series.

In case of order

1. When ordering suction type, purchase (A), (B) separately.
 2. When changing the already owning driver to suction type, purchase (A), (B), (C) separately.
 *For (A), variety of sizes of inside diameter is prepared according to screw diameter. Refer to the mouthpiece list in P.38.

Model	(A) Mouthpiece model	(B) Bit length	(C) Suction attachment Model
SSQ-3000	F3-Standard 18mm	H4 60mm	CLQ4-SET
SSQ-4000	F3-Standard 18mm	H4 60mm	CLQ4-SET
SSQ-6500	F6-Standard 31mm	H5 80mm	CLQ65-SET
SSQ-7000	F6-Standard 31mm	H5 80mm	CLQ65-SET

Model	Order Code	Bit
SS-3000	SS-3000E	H4
SS-4000	SS-4000E	H4
	SS-4000X	1/4HEX
SS-6500	SS-6500E	H5
	SS-6500X	1/4HEX
SS-7000	SS-7000E	H5
	SS-7000X	1/4HEX

Push-to-start

Model	Order Code	Bit
SS-3000PS	SS-3000PS	H4
SS-4000PS	SS-4000PS	H4
	SS-4000PSX	1/4HEX

Suction type (Lever)

Model	Order Code	Bit
SSQ-3000	SSQ-3000	H4
SSQ-4000	SSQ-4000	H4
	SSQ-4000X	1/4HEX
SSQ-6500	SSQ-6500	H5
	SSQ-6500X	1/4HEX
SSQ-7000	SSQ-7000	H5
	SSQ-7000X	1/4HEX

ESD (Lever)

Model	Order Code	Bit
SS-3000ESD	SS-3000ESD	H4
SS-4000ESD	SS-4000ESD	H4
	SS-4000X-ESD	1/4HEX
SS-6500ESD	SS-6500ESD	H5
	SS-6500X-ESD	1/4HEX

Clean room, ESD

Model	Order Code	Bit
SSQ-3000 CR-ESD	SSQ-3000CR-ESD	H4
SSQ-4000 CR-ESD	SSQ-4000CR-ESD	H4
	SSQ-4000XCR-ESD	1/4HEX
SSQ-6500 CR-ESD	SSQ-6500CR-ESD	H5
	SSQ-6500XCR-ESD	1/4HEX

Pistol grip attachment

Model	Order Code	Bit
PG-65	PG-65	SS-6500 · SS-7000

Push-to-start grip attachment

Model	Order Code	Bit
PS-1	PS-1	SS-4000
PS-2	PS-2	SS-3000

ESD SS-ESD



Mini type **SS-3000ESD** **SS-4000ESD**

Standard type **SS-6500ESD**

● From body case to switch lever, adapted resin for static electricity.
 ESD surface resistance value 10⁴Ω

Clean room, ESD SSQ-CR ESD



Mini type **SSQ-3000CR ESD** **SSQ-4000CR ESD**

Standard type **SSQ-6500CR ESD**

● As a clean room, it's the driver that can suck up any dust produced in the screw fastening process.

Pistol grip attachment **PG-65**

The attachment can convert the standard type driver into a pistol type.



Push-to-start grip attachment **PS-1 · PS-2**

The attachment can convert the mini type into a push-to-start type.

