

S-series

Reliability and Results. TRIENS' new redesigned standard series

S-series reels are our No.1 selling reel for over 45 years. Light weight, easy to handle and convenient for restricted indoor spaces. High impact cover protects all working parts from contaminants, such as dust or dirt, and prevents hose binding and overlap. The slide-in mounting bracket allows for quick and easy installation.

*Corrosion resistant solid brass axle.

*Reel comes complete with inlet hose or cord, and mounting bracket.



New

Frame size: small

Size Comparison

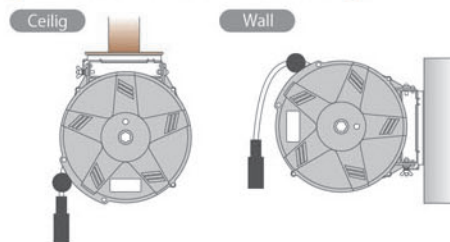


Frame size: Medium

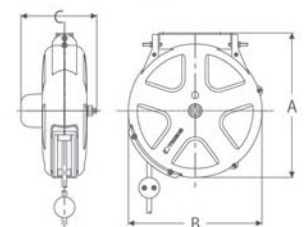


Frame size: small

Ceiling or Wall mount



Dimensions



Improved support strength

Strengthened bracket support arms more than twice as previous model.



SUS

Equipped with SUS protector

Stainless steel protector has been added at hose outlet to extend life of outside casing.



Easy

Easy hose replacement

Easy Coupling, at the connection between outlet hose and the reel, allows for easy hose replacement.



anti-spark

anti-spark hose

Flexible Anti-Spark hose.



Air Hose Reels (small)



Air Hose Reels
SHS-210

- High-quality polyurethane hose.
- Easy-changing coupling available.

6.5 mm 10m

hose with easy-changing coupling



Z
type



Limber Hose Reels
SHS-210S

6.5 mm 10m

- Hi-performance spark-resistant hose.
- Easy-changing coupling available.

Air Hose Reels
SHS-306

8.0 mm 6m

hose without easy-changing coupling



N
type

Model	Outlet hose		MPa	Inlet Hose		Dimensions (mm)			Weight (kg)		
	I.D. (mm)	m		fittings	hose	m	Inlet	A		B	C
SHS-210	6.5	10	Female G1/4	PU	1.4	0.8	Swivel Fitting Male R1/4	314	290	152	3.5
SHS-306	8.0	6	Female Rc3/8	PU	1.4	1.0	Swivel Fitting Male R3/8	314	290	152	3.5
SHS-210S	6.5	10	Female G1/4	Anti-spark	1.4	0.8	Swivel Fitting Male R1/4	314	290	152	3.5

Comes with mounting base set.

※inlet hose is not Anti-spark type.

Air Hose Reels (medium)



Air Hose Reel
SHR-31Z

8.0 mm 10m



Air Hose Reel
SHR-35Z

8.0 mm 15m

- High-quality polyurethane hose.
- Easy-changing coupling available.



Air Hose Reel
SHR-15Z

6.5 mm 15m



Air Hose Reel
SHR-20Z

6.5 mm 20m



Limber Hose Reel
SHA-3ASZ

8.0 mm 10m



Limber Hose Reel
SHA-3BSZ

8.0 mm 15m

- Hi-performance spark-resistant hose.
- Easy-changing coupling available.



Limber Hose Reel
SHA-20Z

6.5 mm 20m



Limber Hose Reel
SHA-15Z

6.5 mm 15m

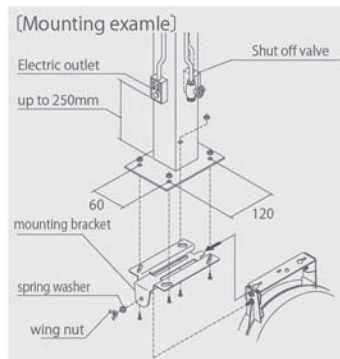
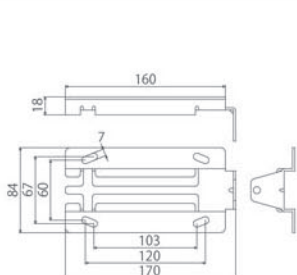
Model	Outlet hose		MPa	Inlet hose		Dimensions (mm)			Weight (kg)		
	I.D. (mm)	m		fittings	hose	m	fittings	A		B	C
SHR-31Z	8.0	10	Female Rc3/8	PU	1.4	1.0	Swivel fitting male R3/8	408	384	173	6.4
SHR-35Z	8.0	15	Female Rc3/8	PU	1.4	1.0	Swivel fitting male R3/8	408	384	173	6.8
SHR-15Z	6.5	15	Female G1/4	PU	1.4	0.8	Swivel fitting male R3/8	408	384	173	7.0
SHR-20Z	6.5	20	Female G1/4	PU	1.4	0.8	Swivel fitting male R3/8	408	384	173	7.2
SHA-3ASZ	8.0	10	Female Rc3/8	Anti-spark	1.4	1.0	Swivel fitting male R3/8	408	384	173	6.5
SHA-3BSZ	8.0	15	Female Rc3/8	Anti-spark	1.4	1.0	Swivel fitting male R3/8	408	384	173	6.9
SHA-15Z	6.5	15	Female G1/4	Anti-spark	1.4	0.8	Swivel fitting male R3/8	408	384	173	7.1
SHA-20Z	6.5	20	Female G1/4	Anti-spark	1.4	0.8	Swivel fitting male R3/8	408	384	173	7.3

Comes with mounting base set.

※inlet hose is not Anti-spark type.

Mounting base

(mm)




Options for air hose reel inlet and outlet




Standard A



Optional B



Optional C



※Please consult with factory for details.

Outlet Cord Reels(small)



Outlet Cord Reel
SCS-310

100V 220V 10m

- Compact type triple outlet with a ground clip



Model	Outlet Cord		Power Rating		Inlet cord m	Inlet plug (w/ground clip)	Dimension (mm)			Weight (kg)
	Wire	m	Outlet				A	B	C	
SCS-310	1.25×3	10	outlet w/ground clip	AC125V/6A AC250V/6A	0.8	plug (w/ground clip)	314	290	164	4.1

*Comes with mounting base set.

Outlet Cord Reels(medium)



Outlet Cord Reel
SLR-15N

100V 220V 15m

- Compact type triple outlet with a ground clip



Outlet Cord Reel
SLR-20N

100V 220V 20m

Model	Outlet Cord		Power Rating		Inlet Cord m	Inlet plug (w/ground clip)	Dimensions (mm)			Weight (kg)
	Wire	m	Outlet				A	B	C	
SLR-15N	1.25×3 cores	15	outlet w/ground clip	AC125V/6A AC250V/6A	0.8	plug (w/ground clip)	408	384	183	7.7
SLR-20N	1.25×3 cores	20	outlet w/ground clip	AC125V/6A AC250V/6A	0.8	plug (w/ground clip)	408	384	183	8.5

* Comes with mounting base set.

Control Switch Reels(small)



Control Switch Reel
SPS-308

3 cores 8m



Control Switch Reel
SPS-408

4 cores 8m




Model	Outlet Cord		Power Rating		Inlet Cord m	Inlet Bullet Terminal	Dimensions (mm)			Weight (kg)
	Wire	m	Outlet				A	B	C	
SPS-308	1.25×3	8	Round Terminal	AC125V/6A AC250V/3A	0.8	Bullet Terminal	314	290	164	3.6
SPS-408	2.0×4	8	Round Terminal	AC125V/6A AC250V/3A	0.8	Bullet Terminal	314	290	164	4.2

Comes with Mounting base Set

Plug/Socket option

A / A3



EF / E



G / G



B / B



 Outlet Cord Reels with light(small)



Captain Light Reel
SCS-310C 100V 220V 10m

•Outlet Cord Reel with Captain light (18W hand light.)



Captain Light Reel
SCS-310D 100V 220V 10m

•Outlet Cord Reel with Captain light LED (18W LED hand light.)



Captain Light Reel
SLR-15CN 100V 220V 15m

Captain Light Reel
SLR-20CN 100V 220V 20m
•Outlet Cord Reel with Captain light (18W hand light.)



Captain Light Reel
SLR-15DN 100V 220V 15m

Captain Light Reel
SLR-20DN 100V 220V 20m
•Outlet Cord Reel with Captain light LED (18W LED hand light.)

Model	Cord			Power Rating			Inlet	Dimensions (mm)			Weight (kg)
	Wire	m	Outlet	AC125V/6A	AC250V/6A	m		A	B	C	
SCS-310C	1.25×3	10	Hand light	AC125V/6A	AC250V/6A	0.8	plug (w/ground clip)	314	290	164	4.5
SLR-15CN	1.25×3	15	Hand light	AC125V/6A	AC250V/6A	0.8	plug (w/ground clip)	408	384	183	8.2
SLR-20CN	1.25×3	20	Hand light	AC125V/6A	AC250V/6A	0.8	plug (w/ground clip)	408	384	183	8.9
SCS-310D	1.25×3	10	LED Hand light	AC125V/6A	AC250V/6A	0.8	plug (w/ground clip)	314	290	164	4.5
SLR-15DN	1.25×3	15	LED Hand light	AC125V/6A	AC250V/6A	0.8	plug (w/ground clip)	408	384	183	8.2
SLR-20DN	1.25×3	20	LED Hand light	AC125V/6A	AC250V/6A	0.8	plug (w/ground clip)	408	384	183	8.9

Comes with Mounting base set.



CL-18



CL-18LED

Replacement fluorescent lamp unit (for CL-18)



PLL-18W

Replacement LED lamp unit (for CL-18LED)



LED-18

Hand light line up

Model	length(m)	Power rating		dissipation	Dimensions (mm)			Weight(g)
CL-18	0.22	AC125V/6A	AC250V/6A	18W	350	65	42	395
CL-1805	5	AC125V/6A	AC250V/6A	18W	350	65	42	425
CL-1810	10	AC125V/6A	AC250V/6A	18W	350	65	42	825
CL-18LED	0.22	AC125V/6A	AC250V/6A	7W	350	65	42	415
CL-1805LED	5	AC125V/6A	AC250V/6A	7W	350	65	42	445
CL-1810LED	10	AC125V/6A	AC250V/6A	7W	350	65	42	845

 Water Reels



Water Reel
SWS-208 60mm 8m

•Reliable PVC hose



Water Reel
SWR-310 80mm 10m

•Reliable PVC hose

Model	Outlet Hose				MPa	Inlet Hose		Dimensions (mm)			Weight (kg)
	I.D.(mm)	m	Outlet	hose		m	Inlet	A	B	C	
SWS-208	6.0	8	Female G1/4 (w/O-ring)	PVC	1.4	0.8	Male R1/4	314	290	152	3.5
SWR-310	8.0	10	Female Rc3/8	PVC	1.4	1.0	Male R3/8	408	384	173	6.4

comes with mounting base set